

# steltix

**VH** VAN  
HESSEN

JD Edwards

# IN-FOCUS

Ideathon  
Van Hessen - Warehouse Solution

AIS/Orchestrations and JavaScript

# Session Agenda

- Introduction and van Hessen
- Problem and Solution
- Significance of this technology

# | Speakers



Wouter van Beek

CIO - van Hessen




Erik de Joode

Director Operations – Steltix



# Who is van Hesse



- Sourcing over 80 mio bowel packages
- 22 mio hanks of natural casings
- 75.000 tons Meat
- 175.000 ton Pet food
- Employing over 3.000 employees worldwide
- Head office located in Rotterdam / Netherlands



## Locations in:

- |                    |                 |
|--------------------|-----------------|
| 1. The Netherlands | 11. USA         |
| 2. Belgium         | 12. Canada      |
| 3. Germany         | 13. Mexico      |
| 4. UK              | 14. Brazil      |
| 5. Spain           | 15. Morocco     |
| 6. Switzerland     | 16. China       |
| 7. Poland          | 17. Australia   |
| 8. Slovakia        | 18. New Zealand |
| 9. Lithuania       |                 |
| 10. Russia         |                 |



# Core Business

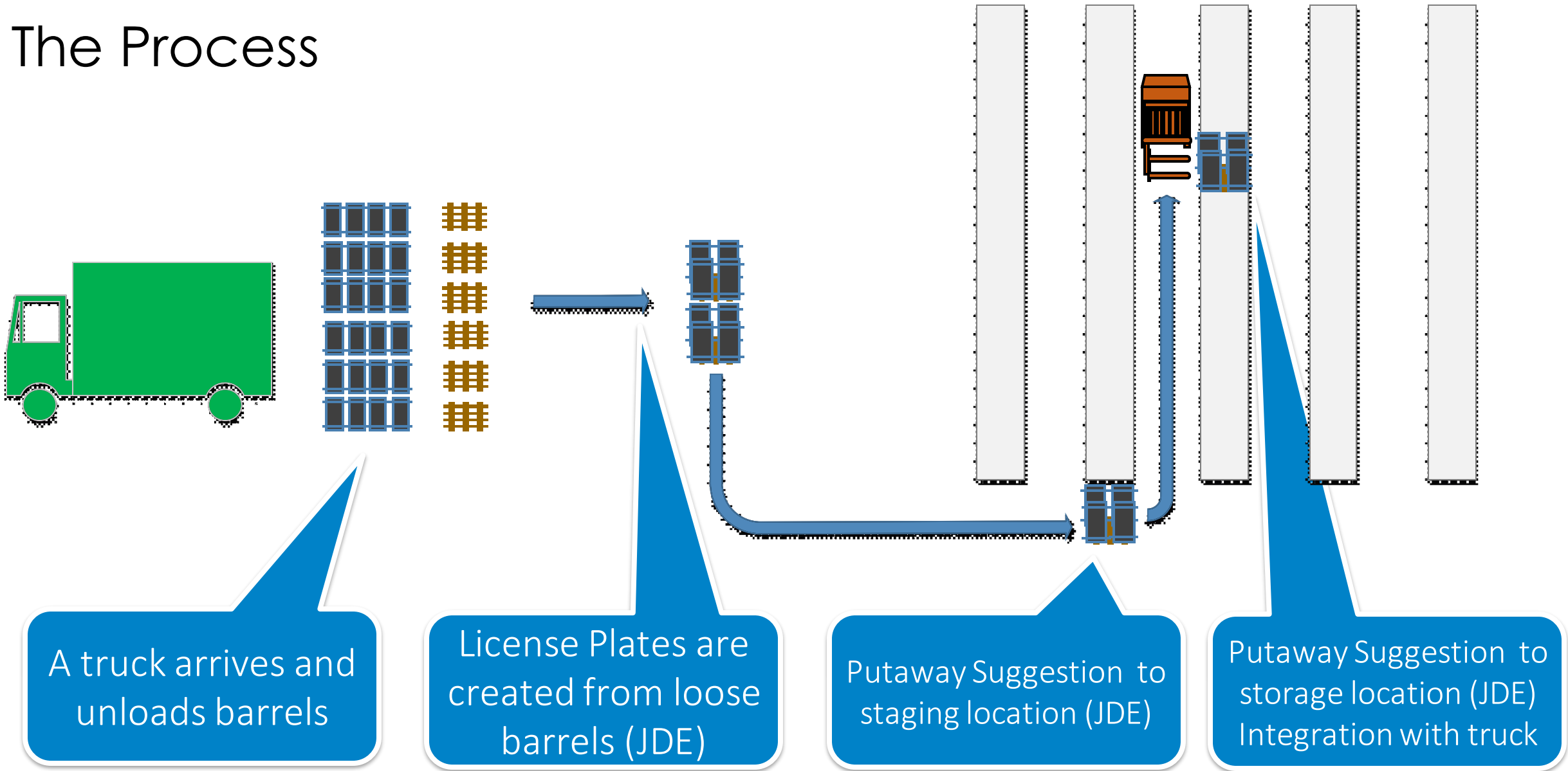


# Problem and Solution





# The Process





# Standard JDE

License Plate  
Build (P46L30)



Create Putaway  
Request  
(R46L140)



Create Putaway  
Suggestion  
(R46171)



Confirm Putaway  
Suggestion  
(P4617)

ORACLE® JD Edwards

Assign/Remove Items To LP - Search Item Location

Search Form Tools

BranchPlant: W30  
Location: E.X.P.2  
Item Number: BARREL  
Lot Number:

Assign/Remove Items To License Plate

Create New LP Use Existing LP License Plate Number

Branch Plant	Item Number	Location	Lot Number	Lot Ship Code	Last Root Date	Lot Expiration Date	Quantity Available
W30	BARREL	E.X.P.2	21409				1.1
W30	BARREL	E.X.P.2	21411				1.1
W30	BARREL	E.X.P.2	21412				1.1
W30	BARREL	E.X.P.2	21413				1.1
W30	BARREL	E.X.P.2	21414				1.1
W30	BARREL	E.X.P.2	21415				1.1
W30	BARREL	E.X.P.2	21416				1.1
W30	BARREL	E.X.P.2	21417				1.1
W30	BARREL	E.X.P.2	21418				1.1

Build Structure Add Response

Quantity: 1 Dual Quantity:

LP Item LP Information

Branch Plant	Item Number	Location	Lot Number	Last Root Date	Lot Expiration Date	Quantity Available	UCM
W30	BARREL	E.X.P.2	21418		03/18/2028		1 EA
W30	BARREL	E.X.P.2	21419		03/18/2028		1 EA

ORACLE® JD Edwards

Batch Versions - Version Prompting

Submit Form Tools

Prompt For

Data Selection Data Sequencing

Data Selection

Operator	Left Operand	Comparison	Right Operand
Where	Parent License Plate Number (F46L10) (PLPNU) [BC]	is equal to	

Add Row Advanced

ORACLE® JD Edwards

Batch Versions - Version Prompting

Submit Form Tools

Prompt For

Data Selection Data Sequencing

Data Selection

Operator	Left Operand	Comparison	Right Operand
Where	Code - Warehouse (F4600) (TYFL) [BC]	is equal to	"1"
And	Status - Task / Trip (F4600) (PSTB) [BC]	is equal to	"200"

ORACLE® JD Edwards

Work With Warehouse Confirmations

Process Form Row Tools

Task Number: Order Number: Item Number: From License Plate Number:

Task	Item Number	From Location	Parent License Plate Number	From License Plate Number	To Location
257	1.000 TESTLP	E.X.P.		010174	S.T.G.
257	5.000 TESTLP	E.X.P.		010105	S.T.G.
257	7.000 TESTLP	E.X.P.		010109	S.T.G.
257	9.000 TESTLP	E.X.P.		010103	S.T.G.
257	11.000 TESTLP	E.X.P.		010140	S.T.G.

Work With Warehouse Confirmations

Task Number: Order Number: Item Number: From License Plate Number:

Favorites Row Confirm Cancel

# License Plate Build

LP Build

Putaway - Step 1

Putaway - Step 2

LP Picking

LP Build

Location  
E.X.P.2

Lot

Remove	Lot	Quantity	Units

49 lots available for pallet.

LP Build

Location  
E.X.P.2

Lot

Remove	Lot	Quantity	Units
	21418	1	EA
	21419	1	EA
	21420	1	EA
	21421	1	EA

Lot added to pallet.

LP Build

Location  
E.X.P.2

Lot

Remove	Lot	Quantity	Units

45 lots available for pallet. License plate generated and batch Create Putaway Requests launched.

# Result in JDE

**License Plate Workbench – View License Plate Information**

✓ 🔍 ✕ ⚙️ Form ⚙️ Row ⚙️ Tools

License Plate Number: 010380 Branch/Plant: W30  
Item Number: \* Lot/SN: \*  
Location: \*

Records 1 - 1

License Plate Number	Parent License Plate Number	Branch Plant	Branch Plant Description	Location	Container Code
010380		W30 LP Warehouse	E.X.P.2	PAL1	

**License Plate Item Detail**

License Plate Number: 010380

Records 1 - 4

Item Number	Lot Serial Number	Lot Expiration Date	Primary Quantity	Primary UOM	Dual Quantity
BARREL	21418	03/19/2028	1 EA		
BARREL	21419	03/19/2028	1 EA		
BARREL	21420	03/19/2028	1 EA		
BARREL	21421	03/19/2028	1 EA		

**Putaway Requests Inquiry**

✓ 🔍 ✕ ⚙️ Form ⚙️ Row ⚙️ Tools

Request Batch Number: \* Branch/Plant: W30  
Order Number: \* Status: 200  
Item Number: \* From License Plate: 010380

Records 1 - 1

Batch Number	Request Seq.	Requested Quantity	UM	Sts	Status Description	Branch Plant	Order Number	Doc Co	From Location
610	1.000	1 PL	200		Request Created	W30		00200	E.X.P.2

**Work With Warehouse Confirmations**

🔍 ✕ ⚙️ Process ⚙️ Form ⚙️ Row ⚙️ Tools

Task Number: \* Branch/Plant: W30  
Order Number: \* Phase: 1  
Item Number: \* Status: \*

From License Plate Number: 010380 To License Plate Number: \*

Records 1 - 1

Task	Trip	Item Number	From Location	From License Plate Number	To Location	To License Plate Number	Quantity	UM
258	1.000	BARREL	E.X.P.2	010380	S.T.G.	010380		1 PL

**Work With Warehouse Confirmations**

🔍 ✕ ⚙️ Process ⚙️ Form ⚙️ Row ⚙️ Tools

Task Number: \* Branch/Plant: W30  
Order Number: \* Phase: 2  
Item Number: \* Status: \*

From License Plate Number: 010380 To License Plate Number: \*

Records 1 - 1

Task	Trip	Item Number	From Location	From License Plate Number	To Location	To License Plate Number	Quantity	UM
258	2.000	BARREL	S.T.G.	010380	1.A.1.	010380		1 PL



# Confirm Putaway – Phase 1

LP Build

Putaway - Step 1

Putaway - Step 2

LP Picking

≡ Putaway - Step 1

Lot  
21418

---

Location  
S.T.G.

Put

---

≡ Putaway - Step 1

Lot  
21418

---

Location  
S.T.G.

Put  
V. . .

---

Put location must equal suggested.

≡ Putaway - Step 1

Lot

---

Location

Put

---

Putaway suggestion confirmed.



# Result in JDE

**License Plate Workbench – View License Plate Information**

✓ [Icons] Form Row Tools

License Plate Number: 010380 Branch/Plant: W30  
Item Number: \* Lot/SN: \*  
Location: \*

Records 1 - 1

License Plate Number	Parent License Plate Number	Branch Plant	Branch Plant Description	Location
010380		W30 LP Warehouse		S.T.G.

License Plate Item Detail

License Plate Number: 010380

Records 1 - 4

Item Number	Lot Serial Number	Lot Expiration Date	Primary Quantity	Primary UOM
BARREL	21418	03/19/2028	1	EA
BARREL	21419	03/19/2028	1	EA
BARREL	21420	03/19/2028	1	EA
BARREL	21421	03/19/2028	1	EA

**Putaway Requests Inquiry** Personal

✓ [Icons] Form Row Tools

Request Batch Number: \* Branch/Plant: W30  
Order Number: \* Status: \*  
Item Number: \* From License Plate: 010380

Records 1 - 1

Batch Number	Request Seq.	2nd Item Number	Requested Quantity	UM	Sts	Status Description	Branch Plant	Order Number	Doc Co	Or Ty	Line Number	From Location
610	1.000			1 PL	250	Request in Confirmation	W30		00200			E.X.P.2

**Work With Warehouse Confirmations**

[Icons] Process Form Row Tools

Task Number: \* Branch/Plant: W30  
Order Number: \* Phase: 1  
Item Number: \* Status: \*

From License Plate Number: 010380 To License Plate Number: \*

Records 1 - 1

Task	Trip	Item Number	From Location	From License Plate Number	To Location	Quantity	UM	Status	Status Description
258	1.000	BARREL	E.X.P.2	010380	S.T.G.	1	PL	399	Suggestion Confirmed



# Confirm Putaway – Phase 2

LP Build

Putaway - Step 1

Putaway - Step 2

LP Picking

☰ Putaway - Step 2

Lot  
21418

---

Location  
1.A.1.

---

Put

---

☰ Putaway - Step 1

Lot

---

Location

---

Put

---

Putaway suggestion confirmed.



# Result in JDE

**License Plate Workbench – View License Plate Information**

✓ 🔍 ✕ ⚙️ Form ⚙️ Row ⚙️ Tools

License Plate Number: 010380 Branch/Plant: W30  
Item Number: \* Lot/SN: \*  
Location: \*

Records 1 - 1

License Plate Number	Parent License Plate Number	Branch Plant	Branch Plant Description	Location	C
010380		W30 LP Warehouse		1.A.1.	PA

License Plate Item Detail

License Plate Number: 010380

Records 1 - 4

Item Number	Lot Serial Number	Lot Expiration Date	Primary Quantity	Primary UOM	Dual Quantity
BARREL	21418	03/19/2028	1	EA	
BARREL	21419	03/19/2028	1	EA	
BARREL	21420	03/19/2028	1	EA	
BARREL	21421	03/19/2028	1	EA	

**Putaway Requests Inquiry**

✓ 🔍 ✕ ⚙️ Form ⚙️ Row ⚙️ Tools

Request Batch Number: \* Branch/Plant: W30  
Order Number: \* Status: \*  
Item Number: \* From License Plate: 010380

Records 1 - 1

Batch Number	Request Seq.	2nd Item Number	Requested Quantity	UM	Sts	Status Description	Branch Plant	Order Number	Doc Co	Or Ty
610	1.000			1 PL	299	Request Closed	W30		00200	

**Work With Warehouse Confirmations**

🔍 ✕ ⚙️ Process ⚙️ Form ⚙️ Row ⚙️ Tools

Task Number: \* Branch/Plant: W30  
Order Number: \* Phase: 2  
Item Number: \* Status: \*

From License Plate Number: 010380 To License Plate Number: \*

Records 1 - 1

Task	Trip	Item Number	From Location	From License Plate Number	To Location	Quant	UM	Status	Status Description
258	2.000	BARREL	S.T.G.	010380	1.A.1.	1	PL	399	Suggestion Confirmed





AE

AE

AF

AE

AE

AE

AE

AE

AE

AE

AE

135

135

135

135

AE

AE

AE

AE

AE

AE

AE

AE

AE

AE

AE

AE

AE

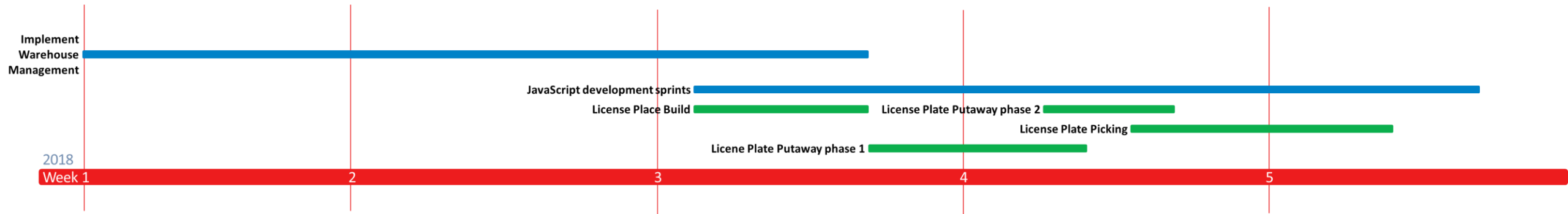
AE

AE

AE

# Results / Lessons

- Simple and Quick
- User Friendly
- Real time
- Reduce errors



# Why this is cool

1 : It is Strategic

```
String.prototype.trim =  
function ()  
{  
  return this  
    .replace (/^\s+/, "")  
    .replace (/s+$/, "");  
}
```

.js

+



=

JDEdwards:  
standard transaction machine in the cloud or back  
room  
  
transaction interaction:  
Completely user specific

2 : It is not just an idea, we are live



# Who is Steltix



## JD Edwards Elite

164 Consultants  
19 Years  
8 Countries  
1 Focus

-  Projects
-  Support
-  Hosting
-  Products

# Connect with us – Meet us at Booth 315

- [demo.steltix.com](http://demo.steltix.com)
- Follow us on social media @steltix
- [info@steltix.com](mailto:info@steltix.com)
- [www.steltix.com](http://www.steltix.com)
- [appshare.steltix.com](http://appshare.steltix.com)

